



7th SLOVENIAN-CROATIAN ULTRASOUND CONGRESS

20. - 22. OCTOBER 2022

**Congress Centre Thermana Park
Laško, Slovenia**

www.szrum.si/kongres



SLOVENSKO ZDRUŽENJE ZA
RABO ULTRAZVOKA V MEDICINI



CROATIAN SOCIETY FOR
ULTRASOUND IN MEDICINE



Univerzitetni
klinični center
Maribor

Sponsors and exhibitors

Silver sponsor



Bronze sponsors




Exhibitors



MARC MEDICAL d.o.o.

MEDIAS INTERNATIONAL d.o.o.

FINAL PROGRAM



ABSTRACT BOOK

7th SLOVENIAN-CROATIAN ULTRASOUND CONGRESS

20. - 22. OCTOBER 2022

**Congress Centre Thermana Park
Laško, Slovenia**

www.szrum.si/kongres

Dear colleagues, dear friends!

It is our great pleasure to invite you to the 7th Joint Slovenian-Croatian Ultrasound Congress taking place between 20-22 October 2022 at the congress center of the hotel Thermana in Laško, Slovenia. We will meet in a small and picturesque town lying by the river Savinja known for its traditional spa and wellness center, the taste of good beer, and numerous paths for well-being and relaxation to visit after the meeting.

Members of the Croatian Society for Ultrasound in Medicine and Biology and the Slovenian Society for Ultrasound in Medicine will discuss the topics related to all dealing with ultrasound diagnostics – “applicable art”: the position of ultrasound in the diagnostic algorithm and indications for it, certification of knowledge, sub-specialization, evaluation of diagnostic examinations – payment etc. The introductory plenary will introduce ultrasound as “daily art” and discuss the meaning or ergonomics, psychology and communication as well as the status of artificial intelligence in our daily practice.

In the following two days, all topics covering the use of diagnostic and interventional ultrasound will be presented. We expect the physicians of from different fields of expertise – radiologists, internal medicine specialists, gastroenterologists, nephrologists, rheumatologists, physiatrists, neurologists, gynecologists, general practitioners, specialists in emergency medicine, nuclear medicine, palliative care, surgeons, pediatricians, and other ultrasonologists to attend the lectures and workshops, use this opportunity to exchange knowledge and experiences as well as get acquainted with the novelties within the profession. To this end theoretical and practical workshops with national and international experts and invited speakers will be organized.

Undoubtedly, we will all use the opportunity at informal gatherings to exchanges ideas and expand our network serving as an incentive for work in the future.

You are kindly invited and welcome in Laško!

Honorary Chair of the Congress
Mirjana Brvar, MD
Prof. Boris Brkljačić

Chair of the Congress
Ksenija Vuković, MD
Prof. Gordana Ivanac

Date: 20. - 22. October 2022

Place: Congress centre Thermana Park Laško, Slovenia

Organisers: Slovenian Society for Ultrasound in Medicine
Croatian Society for Ultrasound in Medicine and Biology
University Medical Centre Maribor

Presidents: Ksenija Vuković, Mirjana Brvar,
Boris Brkljačić, Gordana Ivanac

Organising committee: Ksenija Vuković, Mirjana Brvar,
Damjana Ključevšek, Dubravka Vidmar,
Gregor Prosen, Boris Brkljačić,
Gordana Ivanac, Rebeka Gerlič

Scientific committee: Andrej Bergauer, Metka Bradač, Boris Brkljačić,
Mirjana Brvar, Ivica Grgurevič, Iztok Holc,
Gordana Ivanac, Vanja Kalacun, Milka Kljaić Dujjić,
Damjana Ključevšek, Arijana Lovrenčič-Huzjan,
Jožef Magdič, Katja Novak, Gregor Prosen,
Radovan Radonić, Goran Roić, Dubravka Vidmar,
Ksenija Vuković, Matija Žerdin

Student session organisers: Tilen Seničar, Tjaša Banovič,
Evita Pšeničny, Vjekoslav Štambuk



Official language:

Official spoken language of the congress are Slovene, Croatian and English. Written language is English, including slides for presentation, abstract and poster.

CME credits:

Participation at the congress will be accredited by the Slovenian Medical Chamber.

Info: www.szrum.si

Professional issues: info@szrum.si

Organisational issues:
rebeka.gerlic@ukc-mb.si

7th SLOVENIAN-CROATIAN ULTRASOUND CONGRESS

ULTRASOUND - APPLIED ART





THURSDAY 20. 10. 2022			FRIDAY 21.10.2022			SATURDAY 22.10.2022		
12:00–19:00	Registration		8:00–16:00	Registration			Lectures	
13:00–13:15	Welcome Speech			Lectures	Workshops	9:00–11:00	MSK	CEUS
13:15–15:00	PLENUM		8:30–11:15	PEDIA-TRICS	BREAST	11:00–11:15	Coffee break	
15:00–15:20	Snack break				US for NON-RADIOLOGISTS		Lectures	Workshops
15:20–17:00	US–EVERYDAY ART		11:15–11:30	Coffee break		11:15–13:15	DOPPLER	MSK
17:00–17:15	Coffee break			Lectures	Workshops	13:15–13:30	Congress Closing Remarks	
	Lectures			Lectures	Workshops			
17:15–19:30	ABDOMI-NAL US	From EMERGENCY to PALLIATIVE CARE	11:30–13:15	ELASTO-GRAFY	MSK			
			13:15–14:30	Lunch				
20:00–21:30	Welcome Reception			Lectures	Workshops			
			14:30–16:15	ABDOMI-NAL US	NEURO-SONOLOGY			
			16:15–16:30	Coffee break				
				Lectures	Workshops			
			16:30–18:30	ABDOMI-NAL US	HEAD, NECK			
			20:00	Dinner				

Student ultrasound session

Student ultrasound session

Student ultrasound session

Legend:

-  Blue room
-  Green room
-  Orange room
-  Red room

On Wednesday, 19 October 2022, a pre-congress course - CEUS - will be organised at the University Clinical Centre Ljubljana.

THURSDAY 20. 10. 2022

13:15–15:00 PLENUM

We will discuss the position of education in ultrasound in Slovenia. We will present the legal basis for the certification of special skills, where we include ultrasound due to its distinctly multidisciplinary nature. The latter is the result of the efforts of the Council for Education of the Medical Chamber of Slovenia in cooperation with the Slovenian Medical Association over the past few years. We will discuss further steps towards the implementation of rulebook and the placement of teaching ultrasound examinations in the curriculum of individual specializations during their renewal.

15:20–17:00 US–EVERYDAY ART

Moderators: Damjana Ključevšek, Ksenija Vuković

15:20–15:50	Role playing on the ultrasound stage / Mojca Pehant, Simona Lobnik Ambrožič, Igor Ambrožič, Mirjana Brvar, Slovenia
15:50–16:05	Ergonomic approach to working with an ultrasound machine / Tadeja Hernja Rumpf, Slovenia
16:05–16:25	AI in ultrasound / Christian Kollmann, Austria
16:25–16:40	Organisation of ultrasound in primary care in England / Drago Paušek, Croatia
16:40–17:00	US and general practice in Slovenia / Mojca Žerdin, Slovenia

17:15–19:30 ABDOMINAL US

Moderators: Katja Novak, Ivica Grgurevič

17:15–17:45	Liver fat quantification / Richard Barr, USA
17:45–18:05	Cystic liver lesions (EASL guidelines 2022) / Katja Novak, Slovenia
18:05–18:25	Screening for hepatocellular carcinoma—for whom and when / Vanja Kalacun, Slovenia
18:25–18:45	Elastography in diffuse liver diseases / Kristian Podrug, Croatia
18:45–19:05	Diagnosis of portal hypertension by elastography / Ivica Grgurevič, Croatia
19:05–19:20	Dopler ultrasound in liver transplantation / Ivica Sjekavica, Croatia
19:20–19:30	Discussion

17:15–19:30 FROM EMERGENCY TO PALLIATIVE CARE

Moderators: Maja Šeruga, Gregor Prosen

17:15–17:30	From emergency to palliative medicine—POCUS is a must today / Radovan Radonić, Croatia
17:30–17:50	The utility of POCUS in mobile palliative care team / Maja Šeruga, Slovenia
17:50–18:05	The contribution of echocardiography in the diagnosis of acute coronary syndrome in the light of new guidelines / Dora Fabijanović, Croatia
18:05–18:20	US guided puncture of serous cavities / Andrej Bergauer, Austria
18:20–18:40	The utility of POCUS in general practice / Mojca Žerdin, Janez Koprivec, Slovenia
18:40–18:50	From Winfocus to POCUS in North Macedonia / Aleksandar Manolev, Biljana Ivanovska Bojadžiev, North Macedonia
18:50–19:00	Point of care use of ultrasound in emergency department saves life of a patient with acute dizziness and vertigo / Špela Baznik, Slovenia
19:00–19:30	POCUS discussion

FRIDAY 21. 10. 2022

8:30–11:15 PEDIATRICS

Moderators: Damjana Ključevšek, Goran Roić

8:30–9:00	Current applications and limitations of US elastography in pediatric radiology / Stéphanie Franchi-Abella, France
9:00–9:10	Ultrasound elastography of liver and kidneys in our cohort of paediatric nephrological patients—a pilot study / Mirjam Močnik, Slovenia
9:10–9:25	Current indications for intracavitary contrast-enhanced ultrasound in children / Damjana Ključevšek, Slovenia
9:25–9:35	Contrast-enhanced ultrasound in detection and follow-up of focal renal infections in children / Evita Pšeničny, Slovenia
9:35–9:55	Imaging of emergency surgical conditions in the abdomen in children / Matija Žerdin, Slovenia
9:55–10:15	Ultrasound diagnosis of spinal dysraphism in neonatal age / Goran Roić, Croatia
10:15–10:35	Urinary tract ultrasound in children with spina bifida / Andrea Cvitković Roić, Croatia
10:35–10:50	The role of Doppler in lenticulostriate vasculopathy in CVM in infants / Vlasta Đuranović, Croatia
10:50–11:05	Cranial ultrasonography in newborns: role and limitations / Aneta Soltirovska Šalamon, Slovenia
11:05–11:15	Arterial ischaemic stroke in the newborn with a heterozygous mutation of the factor V Leiden gene / Tanja Dukić Vuković, Matej Pal, Slovenia

8:30–11:15 BREAST

Moderators: Metka Bradač, Boris Brkljačić

8:30–9:15	Breast strain and shear wave / Richard Barr, USA
9:15–9:35	Advanced breast US / Boris Brkljačić, Croatia
9:35–9:55	CEUS in the breast / Gordana Ivanac, Croatia
9:55–10:15	Mastodynia—management on health care level and the role of US / Nina Čas Sikošek, Slovenia
10:15–10:35	Role of ultrasound in detection of breast cancer recurrences / Eugen Divjak, Croatia
10:35–10:55	Role of ultrasound in detection of breast cancer recurrences / Andraž Perhavec, Slovenia
10:55–11:15	Discussion

8:30–11:15 US FOR NON-RADIOLOGISTS

Workshop leader: Mirjana Brvar

Purpose of the workshop: In the practical workshop, interested non-radiologists will get acquainted with the basic principles of performing an US examination of the abdomen and learn about the main settings on the US machine.

FRIDAY 21. 10. 2022

11:30–13:15 ELASTOGRAFY

Moderators: Katja Novak, Andrej Hari

11:30–12:00	Liver stiffness / Richard Barr, USA
12:00–12:30	The role of US elastography in the management of patients with portal hypertension / Andrej Hari, Slovenia
12:30–12:50	Experience with Fibroscan in patients with chronic HBV and HCV / Jasna Černoša, Slovenia
12:50–13:05	The role of two-dimensional shear-wave elastography for the assessment of kidney allografts / Eva Vičič, Slovenia
13:05–13:15	Discussion

11:30–13:15 MSK

Moderators: Milka Kljaić Dujić, Gordana Ivanac

11:30–11:45	Ultrasound in emergency conditions in musculoskeletal system / Gordana Ivanac, Croatia
11:45–12:00	Ultrasound of the rotator cuff / Eugen Divjak, Croatia
12:00–12:15	Lumps and bumps: what to do next? / Timea Hebar, Slovenia
12:15–12:30	Soft Tissue Tumours–What Surgeons Expect of Ultrasound / Jerneja Vidmar, Slovenia
12:30–12:45	Ultrasound-guided biopsy of soft-tissue tumors / Miran Jeromel, Slovenia
12:45–13:05	Ultrasound in rheumatology / Iwona Sudot-Szopińska, Poland
13:05–13:15	Discussion

11:30–13:15 PEDIATRICS

Workshop leader: Matija Žerdin

Purpose of the workshop: Preparation and approach to the child before the ultrasound examination.

Choice of probes in ultrasound examinations of children.

Pediatric POCUS.

Investigations regarding the questions of the course participants—especially the urinary tract, neck (lymphadenopathy) and hips (transient synovitis).

FRIDAY 21. 10. 2022

14:30–16:15 ABDOMINAL US

Moderators: Saša Rainer, Boris Brkljačić

14:30–14:50	Renal Doppler / Diana Gaitini, Israel
14:50–15:05	MRI-US fusion biopsy of the prostate—our initial experience / Saša Rainer, Slovenia
15:05–15:25	Pancreatic cystic lesions and endoscopic US / Davorin Čeranić, Slovenia
15:25–15:45	Endoscopic ultrasound-guided drainage of pancreatic fluid collections / Jan Drnovšek, Slovenia
15:45–16:05	Practical application of anal endosonography / Iwona Sudot-Szopińska, Poland
16:05–16:15	Discussion

14:30–16:15 NEUROSONOLOGY

Moderators: Jožef Magdič, Arijana Lovrenčić-Huzjan

14:30–14:50	Neurosonology parameters in asymptomatic carotid disease treatment decisions / Jožef Magdič, Slovenia
14:50–15:05	Case based treatment decisions in asymptomatic carotid stenosis / Marija Šoštarič Podlesnik, Slovenia
15:05–15:25	The role of ultrasound of neck and cerebral arteries in diagnosing vasculitis / Janja Pretnar Oblak, Slovenia
15:25–15:45	The role of neurosonology in PFO detection / Branko Malojčić, Croatia
15:45–16:05	Neurosonologic features of fibromuscular dysplasia / Arijana Lovrenčić-Huzjan, Croatia
16:05–16:15	Ultrasound assessment of tumor infiltration of the carotid arteries in patients with malignant tumors of the head / Tijana Pandurović, Croatia

14:30–16:15 ELASTOGRAFY

Workshop leader: Matija Žerdin, Gordana Ivanac, Milka Kljaić Dujić, Andrej Hari

Purpose of the workshop: This workshop will focus on the methods, applicability and clinical value of elastography, as well as parameter settings on different devices.

FRIDAY 21. 10. 2022

16:30–18:30 ABDOMINAL US

Moderators: Vanja Kalacun, Silvija Čuković-Čavka

16:30–17:00	Just put a probe on / Adrian Lim, Great Britain
17:00–17:20	Ultrasound in acute abdominal pain / Andreja Ocepek, Slovenia
17:20–17:45	The role of ultrasound in bowel imaging / Silvija Čuković-Čavka, Croatia
17:45–18:05	New ultrasound trends in liver diseases assesment / Wesam Ibrahim, Canon
18:05–18:20	Ultrasound-guided peripheral nerve blocks in acute pain / Ira Skok, Slovenia
18:20–18:30	Discussion

16:30–18:30 HEAD, NECK

Moderators: Iztok Holc, Maja Franceschi

16:30–16:50	Use of imaging in large vessel vasculitis / Iztok Holc, Slovenia
16:50–17:10	US of the salivary glands in Sjogren's disease / Alojzija Hočevar, Slovenia
17:10–17:30	Management guidelines for thyroid nodules and differentiated thyroid cancer / Maja Franceschi, Croatia
17:30–17:50	FNAB of the thyroid nodules in correlation to the TIRADS classification / Biljana Ivanovska Bojadjiev, North Macedonia
17:50–18:10	Management of subacute thyroiditis in patients after Sars-Cov-2 infection and vaccine for Sars-Cov-2 / Aleksandar Manolev, North Macedonia
18:10–18:25	Neck ultrasound in the hands of an otolaryngologist / Primož Levart, Slovenia
18:25–18:30	Discussion

16:30–18:30 DOPPLER

Workshop leader: Jožef Magdič, Andrej Bergauer

Purpose of the workshop: Tips and tricks for carotid ultrasound.
Doppler US of veins of lower extremities—in lying or standing position?

SATURDAY 22. 10. 2022

9:00–11:00 MSK

Moderators: Carlo Martinoli, Milka Kljaić Dujčić

9:00–9:45	Inguinal hernias / Carlo Martinoli, Italy
9:45–10:00	Imaging after inguinal hernioplasty / Milka Kljaić Dujčić, Slovenia
10:00–10:15	Pelvic entrapment neuropathies and ultrasound-guided injections / Žiga Snoj, Slovenia
10:15–10:30	Ultrasound evaluation of the most common groin pathology: approach and examples / Vid Matišić, Croatia
10:30–10:45	US guided treatment of pelvic tendinopathy with autologous platelet rich plasma infiltration—our experience / Karlo Pintarič, Slovenia
10:45–11:00	Discussion

11:15–13:15 DOPPLER

Moderators: Andrej Bergauer, Boris Brkljačić

11:15–11:30	What's new in vascular US? / Andrej Bergauer, Austria
11:30–11:45	Ultrasound of the abdominal aorta—does it have a place in modern vascular surgery practice? / Nina Kobilica, Slovenia
11:45–12:05	Doppler US in modern nephrology / Jadranka Buturović Ponikvar, Slovenia
12:05–12:25	Doppler in peripheral artery disease / Diana Gaitini, Israel
12:25–12:45	Doppler US of the venous system before varicose vein intervention—surgeons point of view / Andrej Bergauer, Austria
12:45–13:05	Pitfalls in the diagnosis of the DVT and SVT / Aleksandar Manolev, North Macedonia
13:05–13:15	Discussion

9:00–11:00 CEUS

Moderators: Mirjana Brvar, Dubravka Vidmar

9:00–9:10	CEUS of Nodular Splenic Extramedullary Hematopoiesis in a Patient with Essential Thrombocythemia / Martina Suton Glavinić, Croatia
9:10–9:25	Quantitative Contrast-Enhanced Ultrasound for the Differentiation of Kidney Allografts with Significant Histopathological Injury / Eva Vičič, Slovenia
9:25–11:00	CEUS cases discussion / Participants are invited to present their interesting clinical cases where CEUS has proven to be a useful diagnostic method. The discussion will also focus on possible problems or disadvantages of this investigation.

11:15–13:15 MSK

Workshop leader: Carlo Martinoli

Purpose of the workshop: Display of the inguinal region, hip and peritrochanteric region—anatomical structures, overview of pathological changes. Differential diagnosis of inguinal pain.

STUDENT ULTRASOUND SESSION

Wednesday, 19. 10. 2022

18:00–22:00	Registration, Slovenian heritage night
-------------	--

Thursday, 20. 10. 2022

MORNING

9:30–10:30	Registration
10:30–10:45	Opening speech
10:45–11:30	Physical ultrasound basics and buttonology – Mirjana Brvar, dr. med., Department of Radiology, UKC Maribor
11:30–12:30	Lungs (lecture) – asist. dr. Gregor Prosen, dr. med., Emergency Centre, UKC Maribor
12:30–12:45	Coffee break
12:45–13:05	Lungs (workshop)
13:05–14:15	Gallbladder (lecture, workshop) – Vanja Kalacun, dr. med., Department of Gastroenterology, UKC Maribor
14:15–15:00	FAST - Focused Assessment with Sonography in Trauma (lecture) – Tjaša Banovič, dr. med., Department of Anaesthesiology, Intensive Care and Pain Management, UKC Maribor

AFTERNOON

15:00–15:20	Snack break
15:20–16:00	FAST (workshop)
16:00–17:00	Kidneys (lecture, workshop) – prof. dr. Sebastjan Bevc, dr. med., Department of Nephrology, UKC Maribor
17:00–17:15	Coffee break
17:15–18:15	AAA – Abdominal Aortic Aneurysm (lecture, workshop) – Tomaž Cvetko, dr. med., Department of Radiology, UKC Maribor
20:00–21:30	Welcome reception

STUDENT ULTRASOUND SESSION

Friday, 21. 10. 2022

MORNING

9:00–11:15	FoCUS - Focused Cardiac UltraSound (lecture, workshop) – mag. Hugon Možina, dr. med., Internistic Emergency Department, UKC Ljubljana
11:15–11:30	Coffee break
11:30–13:15	Vascular access (lecture, workshop) – Sci. dr. Ira Skok, dr. med., Department of Anaesthesiology, Intensive Care and Pain Management, UKC Maribor
13:15–14:30	Lunch

AFTERNOON

CLINICAL CASES

14:30–15:00	Abdominal Pain – Tina Nekrep, dr. med., Emergency Centre, UKC Maribor
15:00–16:15	Chest pain, Respiratory distress – Tina Nekrep, dr. med., Emergency Centre, UKC Maribor
16:15–16:30	Coffee break
16:30–17:30	Reanimation – Aleks Šuštar, dr. med., Emergency Centre, UKC Maribor
17:30–18:00	Trauma injury – Aleks Šuštar, dr. med., Emergency Centre, UKC Maribor
20:00	Dinner

Saturday, 22. 10. 2022

MORNING

8:15–9:00	»Hocus-PoCUS bazaar«
9:00–10:30	DVT–Deep Vein Thrombosis (lecture, workshop) – Andrej Bergauer, dr. med., Department of Vascular Surgery, LKH Südsteiermark
10:30–11:15	Critical evaluation and interpretation of ultrasound findings – TBA
11:00–11:15	Coffee break
11:15–12:00	Why establish an ultrasound project?– dr. Jan Hansel, NIHR Academic Fellow in Intensive Care Medicine, University of Manchester
12:00–12:30	How to organise an ultrasound workshop? – Špela Klep, Žan Mavc-Medical Faculty, University of Maribor
12:30–13:00	Round table, Plans for the future
13:00–13:45	Final Quiz–faculties' competition
13:50–14:00	Congress closing remarks